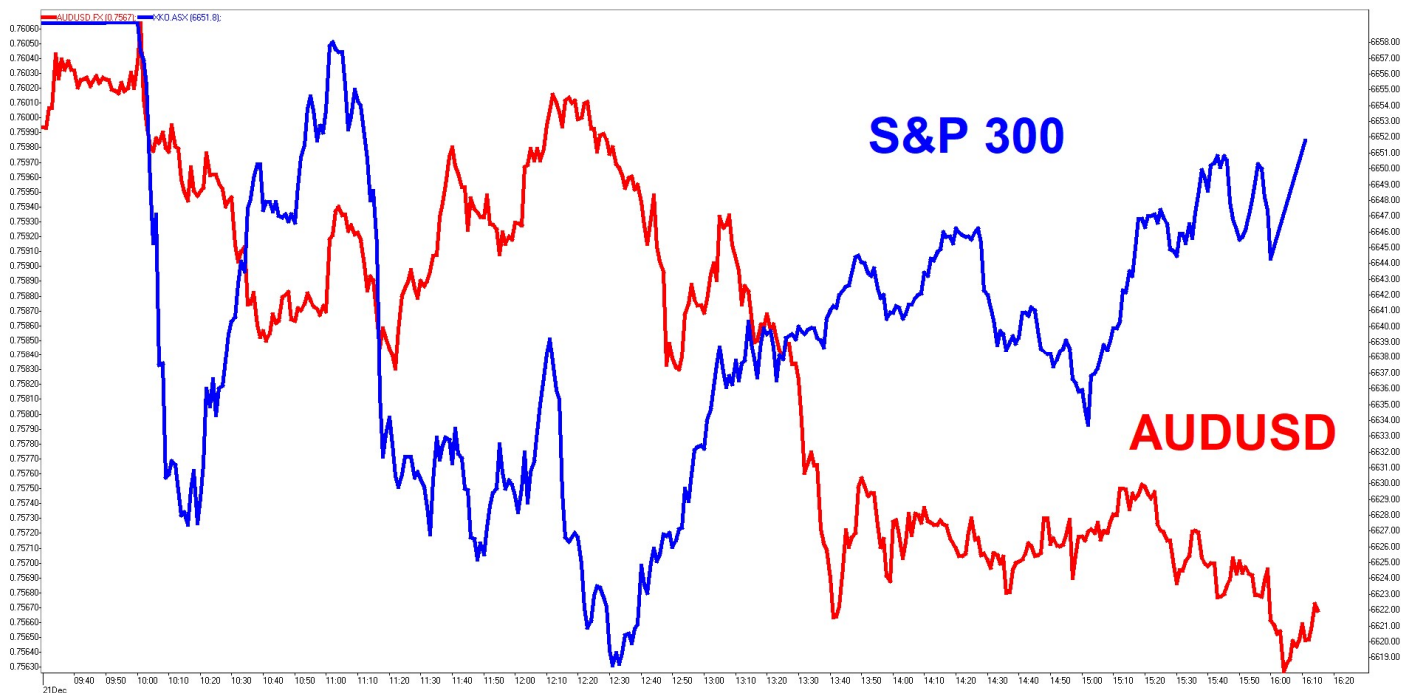


SUNSET STRIP

DEEP DATA ANALYTICS

INVESTMENT MOTTO: "Life is all about cycles. You evolve with the cycles or they run over you."

MARKET SNAPSHOT AND INTRADAY CHART



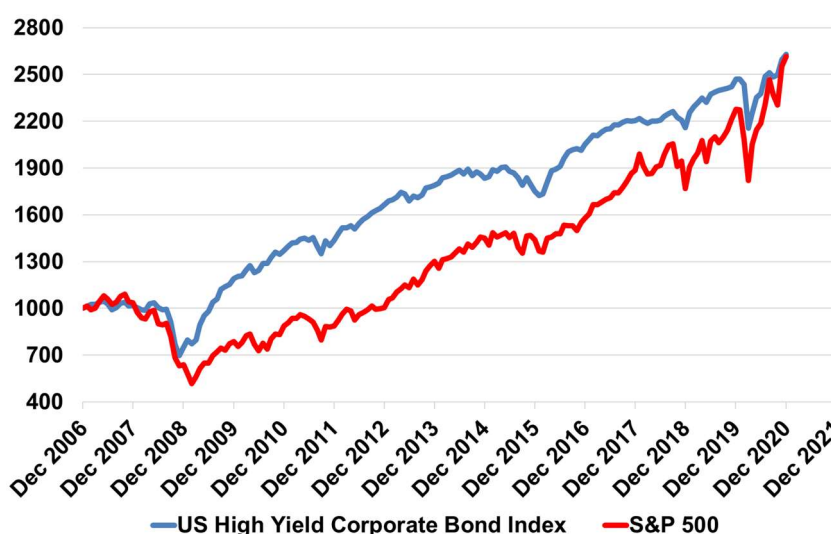
Security	Last	+/-	%	Security	Last	+/-	%	Security	Last	+/-	%
S&P 300	6651.80	-5.60	-0.08	DXY	90.3750	0.4220	0.47	SPTGLD	1902.20	20.94	1.11
S&P 200	6669.90	-5.60	-0.08	AUDUSD	0.7567	-0.0022	-0.29	WTI	62.70	0.10	0.16
All Ords	6920.00	-4.10	-0.06	NZDAUD	0.9376	0.0001	0.01	WTIS	47.65	-1.45	-2.95
Small Ords	3084.40	-6.20	-0.20	GBPAUD	1.7655	-0.0011	-0.06	BRENT	50.63	-1.63	-3.12
Micro Cap	1890.80	-11.20	-0.59	EURAUD	1.6101	-0.0009	-0.06	COPP3M	7984.50	70.50	0.89
NZ50G	12607.74	-74.26	-0.59	EURUSD	1.2183	-0.0041	-0.34	NICK3M	17616.00	-6.00	-0.03
JAPAN	26659.02	-104.37	-0.39	USDJPY	103.4150	-0.1110	-0.11	ZINC	2835.00	-6.50	-0.23
KOSPI	2776.61	4.43	0.16	CNYUSD	0.1527	-0.0004	-0.24	Security	Last	+/-	%
SING	2843.04	-5.94	-0.21	Security	Last	+/-	%	DOWFUT	30123.00	10.00	0.03
SHANGHAI	3413.63	18.74	0.55	USBON	0.9280	-0.0166	-1.76	NASFUT	12758.00	45.50	0.36
HNGKNG	26457.02	-41.58	-0.16	USLBR	1.6729	-0.0189	-1.12	SPFUT	3702.00	-4.25	-0.11
GERMAN	13630.51	-36.74	-0.27	BOND10	0.9630	-0.0255	-2.58				
CAC40	5527.84	-21.62	-0.39	BBSR3M	0.0150	0.0008	5.63				
FTSE	6529.18	-21.88	-0.33	VIX	21.57	-0.36	-1.64				
DOWJON	30179.05	-124.32	-0.41	XVI	14.14	-1.16	-7.58				
NASDAQ	12755.64	-9.11	-0.07								
SP500	3709.41	-13.07	-0.35								

Sources: AFR, AAP, ASX, Bloomberg, CNBC, CNN, FactSet, Hedgeye, IRESS, Market Watch, Thomson Reuters, S&P, SMH, Trading Economics

MARKET COMMENTARY:

1. Local market started negative and then recovered to finish mainly flat on the back of Iron Ore miners. The big three miners added about 20 points to the market when Supermarkets were the only other category that was positive. It was another relatively low turnover day. US are on the way to approving a low ball stimulus package and the market is pushing gold higher as more stimulus looks inevitable. Europe is moving from pandemic mess to Brexit mess. China remains the only shining growth light. Locally the pandemic breakout is the main thematic and cases in the next few days will be key. Stupidity, greed and laziness at both government levels have put Christmas in lockdown and industries such as tourism, travel, restaurants etc will pay the price.

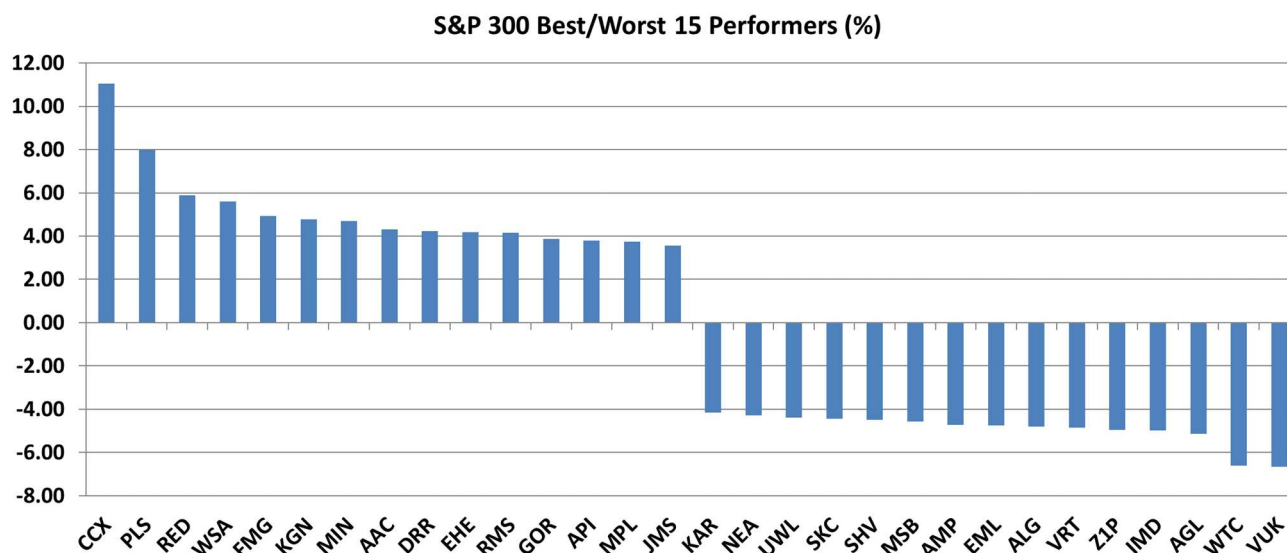
US market currently being priced like US high yield junk bonds. Given the biggest threat is the corporate debt, US Fed will inevitably be forced to support the bond market from selling off. Rising inflation will force US Fed to burn balance sheet to keep bond yields from rising too far too soon. Corporate debt bubble bursting or US Fed balance sheet expanding will weigh on USD and be positive for Gold...and even cryptocurrencies like Bitcoin!!!



Overnight US market was negative all day as Brexit uncertainty fed into stimulus uncertainty. European and Asian markets were mainly weak too. DOW fell all day to be down over 200 before getting jammed up in the last 30 minutes to nearly flat...but then fell back to finish down 123. It was a risk off day with bond yields and USD higher. Gold ticked lower while Oil and Copper ticked higher. Russell was the laggard and NASDAQ was better in a red day. Staples was the real positive sector while Property and Energy were the worst hit. No deal Brexit and US government shutdown risks are high while pandemic is out of control and number of US states are under pressure to lockdown. Locally the lack of policing in the north and east of Sydney means we're likely to see over 20 cases per day for a few more...if that is more than 5 days, lockdown likely. We still don't know where it came from. NSW has been lucky and it may have run out!!!

Remain nimble, contrarian and cautiously pragmatic with elevated global macro risks!!! Buckle up...it's going to get bumpy!!!

2. Movers and Shakers in S&P 300 >



3. CNN Fear & Greed Index >

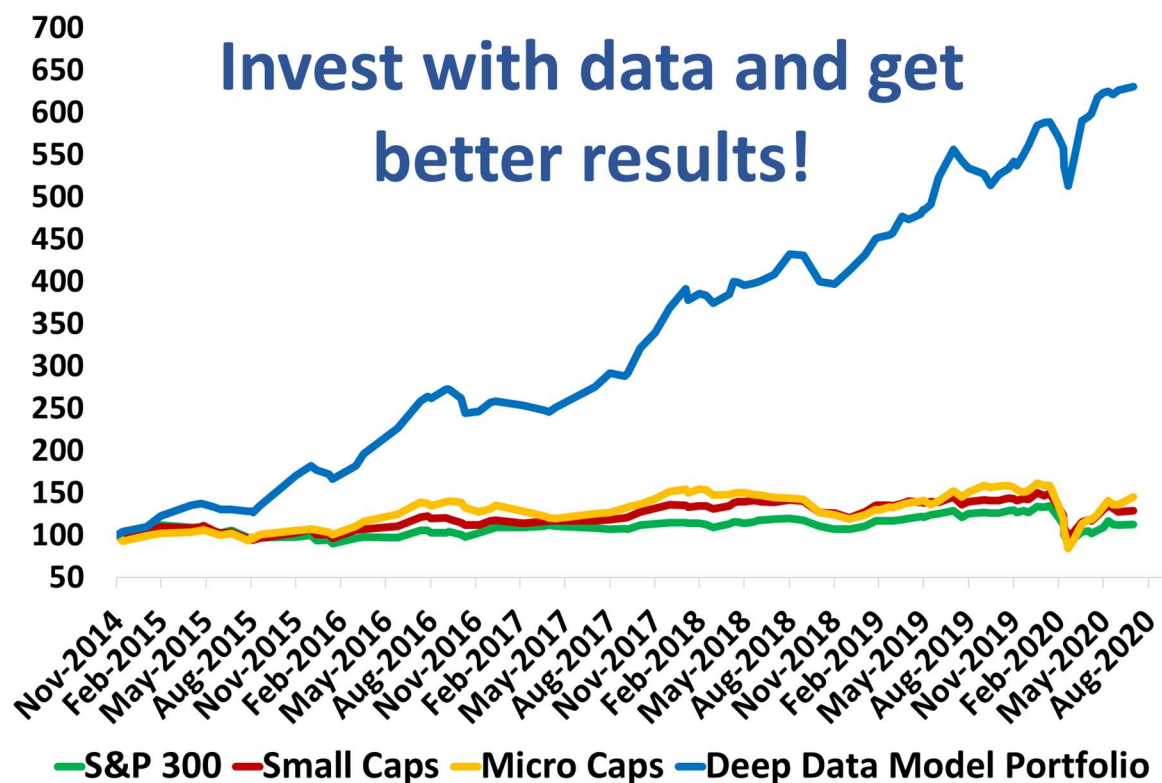


4. **AGL Energy (AGL -5.14%)** > AGL Energy Limited (AGL) has today updated its earnings guidance for the financial year ending 30 June 2021 (FY21). AGL now expects Underlying Profit after tax for FY21 to be between \$500 million and \$580 million, down from the previous guidance range of \$560 million to \$660 million. **ASX**
5. **City Chic Collective (CCX +11.04%)** > City Chic Collective Limited ("City Chic", "Company") is pleased to advise that on 19 December 2020 it entered into a binding asset purchase agreement to acquire the Evans brand, and eCommerce and wholesale businesses ("Evans Assets") for £23.1 million (A\$41.0 million) in cash. Evans is a UK-based retailer of women's plus-size clothing with a longstanding customer base and strong market position. **ASX**
6. **Electro Optic Systems (EOS -4.11%)** > Electro Optic Systems Holdings Limited ("EOS" or "Company") (ASX: EOS) has experienced short term impacts to the EBIT result for FY 2020 ending 31 December 2020, which require the Company to withdraw the previous EBIT guidance of \$20-30m. Cash flow for both FY 2020 and FY 2021 is unaffected by these events. **ASX**
7. **HUB24 (HUB -3.97%)** > HUB24 Limited ("HUB24") refers to its previous announcement on 28 October 2020 regarding its proposed investment in Easton Investments Limited ("Easton") and HUB24's divestment of Paragem Pty Limited ("Paragem"), resulting in HUB24 having a shareholding of up to 40% in Easton. **ASX**
8. **Medibank (MPL +3.75%)** > The Federal Minister for Health today announced that private health insurance premiums will change across the industry, effective 1 April 2021. Medibank has received approval to increase Medibank and ahm health insurance premiums by an average of 3.25% from 1 April 2021 – its lowest average premium increase in 20 years. **ASX**
9. **NIB Holdings (NHF +3.20%)** > Private health funds across Australia have today received approval from the Federal Minister for Health for changes to private health insurance premiums. nib has received approval from the Minister to increase insurance cover premiums for nib health funds by an average of 4.36% across all products. The changes are effective 1 April 2021. **ASX**
10. **Star Entertainment Group (SGR -2.41%)** > The Star Entertainment Group Limited (ASX code: SGR) (The Star) references the NSW Government's announcement of 20 December 2020 in relation to COVID-19 related restrictions that apply to Greater Sydney in light of the growing COVID-19 cluster centred on the northern beaches. These restrictions will impact The Star Sydney property. **ASX**
11. **Synlait Milk (SM1 -0.22%)** > Synlait Milk Limited (Synlait) has updated its full year 2021 (FY21) guidance. This is due to a revised demand forecast received from The a2 Milk Company Limited following its 1H21 and FY21 guidance update released on Friday 18 December 2020. The a2 Milk Company is a strategic customer and cornerstone shareholder of Synlait. **ASX**
12. **Suncorp (SUN +1.44%)** > Suncorp (ASX: SUN | ADR: SNMCY) advises that the Federal Court of Australia ruled on Friday, 18 December 2020 in the matter of Rockment Pty Ltd T/A Vanilla Lounge ("Vanilla Lounge") v AAI Limited T/A Vero Insurance. This matter, which has received some media coverage, relates to a COVID-19 business interruption insurance claim from a customer in Victoria. The judgement has regard to the pandemic exclusion clause in one of Suncorp's business interruption policies written under the Vero Insurance brand. The Court's interpretation is consistent with Suncorp's position that cover for loss arising from a pandemic is a high risk for an insurer which would normally be excluded. **ASX**

Deep Data Analytics

Deep Data Analytics is the brainchild of Mathan Somasundaram, a 25-year veteran of the finance and technology sectors. In an increasingly volatile and uncertain economic and political landscape, Mathan saw the need for a dynamic data-driven investment strategy that can be used to optimise the risk-adjusted returns for investors. Seamlessly combining top-down and bottom-up approaches, the vertically integrated, multi-tiered model has been carefully calibrated over the years to rapidly adapt to evolving macro conditions and thereby ensure an effective and dynamic trade-off between risk and return.

Deep Data Analytics has been used as the focal point of strategy in macro marketing documents to Institutional and High Net Worth clients for over a decade. With successive years of consistent and reliable returns despite major disruptive thematic cycles, Deep Data Analytics is widely recognised as one of the leading integrated investment strategies in the market. And now, with the inclusion of a variety of risk/return investment options and insights, breadth of users from institutional to retail investors have access to cutting-edge analytics at their fingertips.



For more information visit... www.deepdataanalytics.com.au

Or email... info@deepdataanalytics.com.au

US markets overnight - Reuters

U.S. stocks ended lower on Friday, pulled down by uncertainty around a coronavirus stimulus deal, while Tesla shares jumped in heavy trading in anticipation of their addition to the S&P 500 next week.

All three major indexes hit record highs at the opening before retreating. The S&P 500 technology index, which has led gains this week, was the biggest drag on the overall benchmark index.

Trading was heavy and volatile in shares of electric-car maker Tesla Inc, which will become on Monday the most valuable company to be ever added to Wall Street's main benchmark index.

The stock was last up 6% and hit a record high. Turnover in Tesla shares topped \$120 billion shortly after 4 p.m. EST, with volume exceeding 200 million as the stock traded after hours, according to Refinitiv data.

"Tesla is sort of a New Age cult stock. There are people who love the product and who love the stock," said Tim Ghriskey, chief investment strategist at Inverness Counsel in New York, New York.

Investors could see further gains in the stock on Monday, but possibly profit-taking after that, he said, adding, "a lot of people bought when the announcement" of the inclusion in the S&P 500 came out.

Market trading volumes were high also due to the expiration of stock index futures, stock index options, stock options and single stock futures at the end of trade, also known as "quadruple witching."

Volume on U.S. exchanges was 15.8 billion shares, compared with the 11.6 billion average for the full session over the last 20 trading days.

The U.S. Congress on Friday risked blowing through a midnight deadline to keep the government open and address the coronavirus crisis, as a partisan fight over federal lending rules caused a fresh delay on a \$900 billion COVID-19 relief bill.

The Dow Jones Industrial Average fell 124.32 points, or 0.41%, to 30,179.05, the S&P 500 lost 13.07 points, or 0.35%, to 3,709.41 and the Nasdaq Composite dropped 9.11 points, or 0.07%, to 12,755.64.

For the week, the S&P 500 was up 1.3%, the Dow was up 0.4% and the Nasdaq gained 3.1%.

Recent weak economic data has increased pressure on lawmakers to reach a deal.

"Investors definitely want to see something come through or like to see something come through on the stimulus front sooner rather than later as COVID cases continue to rise and economic data has shown that it is beginning to deteriorate," said Lindsey Bell, chief investment strategist at Ally Invest, in Charlotte, North Carolina.

The prospect of continued monetary and fiscal stimulus has helped stocks look past the economic impact of the pandemic, and set them up for strong annual gains, despite a rocky start to the year.

FedEx Corp fell 5.7% after it did not give an earnings forecast for 2021, even as its quarterly profit almost doubled.

Declining issues outnumbered advancing ones on the NYSE by a 1.41-to-1 ratio; on Nasdaq, a 1.26-to-1 ratio favored decliners.

The S&P 500 posted 40 new 52-week highs and no new lows; the Nasdaq Composite recorded 302 new highs and 9 new lows.

US Movers and Shakers - CNBC

MARKET MOVERS

S&P

NASDAQ

DOW

EUR

ASIA

COVID19

TOP

FTNT	Fortinet Inc	6.913%	<div></div>
TSLA	Tesla Inc	5.961%	<div></div>
VMC	Vulcan Material...	4.071%	<div></div>
ABMD	ABIOMED Inc	4.043%	<div></div>
MLM	Martin Marietta ...	3.997%	<div></div>

BOTTOM

INTC	Intel Corp	6.298%	<div></div>
FDX	FedEx Corp	5.711%	<div></div>
AIRC	Apartment Inco...	4.877%	<div></div>
VNO	Vornado Realty ...	4.351%	<div></div>
BXP	Boston Properti...	4.292%	<div></div>

MARKET MOVERS

S&P

NASDAQ

DOW

EUR

ASIA

COVID19

TOP

TSLA	Tesla Inc	5.961%	<div></div>
NTES	NetEase Inc	4.291%	<div></div>
CDNS	Cadence Desig...	3.708%	<div></div>
ANSS	ANSYS Inc	3.225%	<div></div>
TTWO	Take-Two Intera...	3.034%	<div></div>

BOTTOM

INTC	Intel Corp	6.298%	<div></div>
MRNA	Moderna Inc	2.618%	<div></div>
DOCU	DocuSign Inc	2.429%	<div></div>
LBTYA	Liberty Global P...	1.8%	<div></div>
XLNX	Xilinx Inc	1.758%	<div></div>

MARKET MOVERS

S&P

NASDAQ

DOW

EUR

ASIA

COVID19

TOP

DOW	Dow Inc	3.4%	<div></div>
CSCO	Cisco Systems I...	1.383%	<div></div>
CAT	Caterpillar Inc	0.999%	<div></div>
KO	Coca-Cola Co	0.882%	<div></div>
VZ	Verizon Commu...	0.75%	<div></div>

BOTTOM

INTC	Intel Corp	6.298%	<div></div>
NKE	Nike Inc	2.292%	<div></div>
AAPL	Apple Inc	1.589%	<div></div>
CVX	Chevron Corp	1.38%	<div></div>
HD	Home Depot Inc	1.285%	<div></div>

MARKET MOVERS

S&P

NASDAQ

DOW

EUR

ASIA

COVID19

TOP

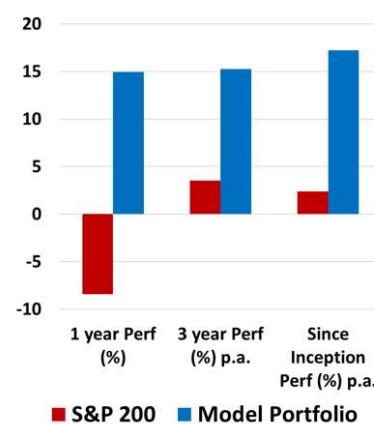
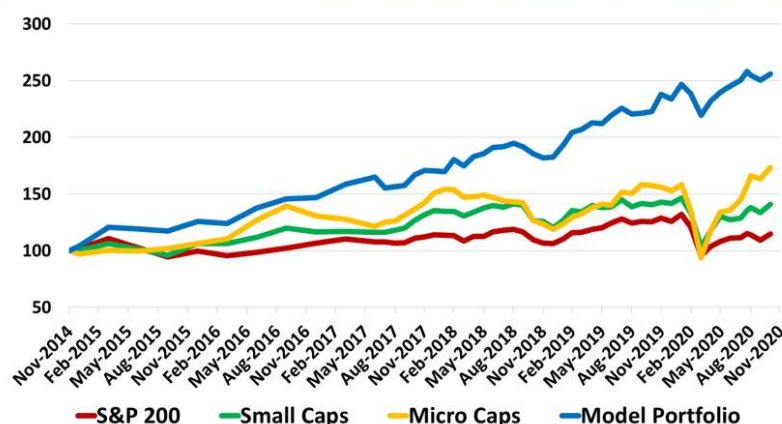
TBIO	Translate Bio Inc	8.57%	<div></div>
ADPT	Adaptive Biotec...	3.617%	<div></div>
QGEN	Qiagen NV	3.095%	<div></div>
ALNY	Alnylam Pharm...	2.697%	<div></div>
SRNE	Sorrento Thera...	1.871%	<div></div>

BOTTOM

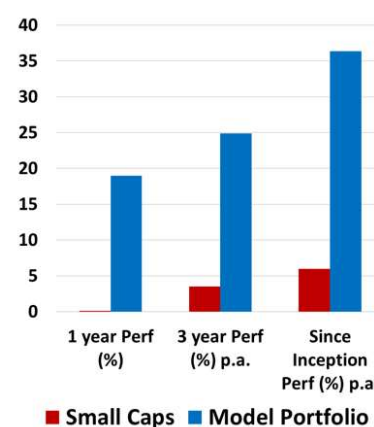
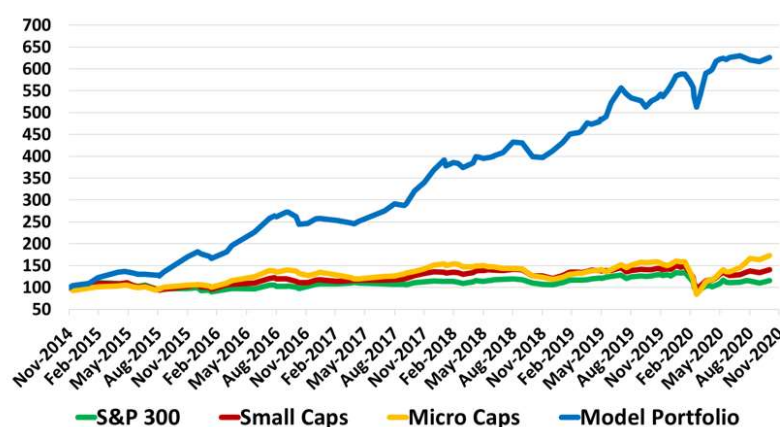
MESO	Mesoblast Ltd	31.688%	<div></div>
CVAC	CureVac NV	6.246%	<div></div>
VIR	Vir Biotechnolo...	5.682%	<div></div>
NVAX	Novavax Inc	5.237%	<div></div>
QDEL	Quidel Corp	3.528%	<div></div>

Deep Data Analytics

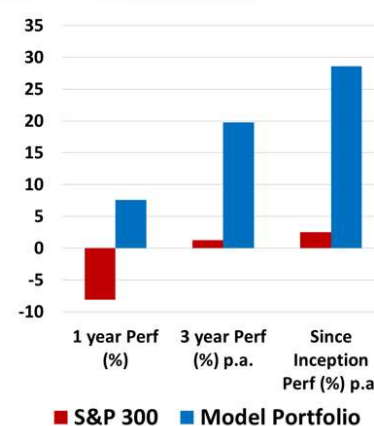
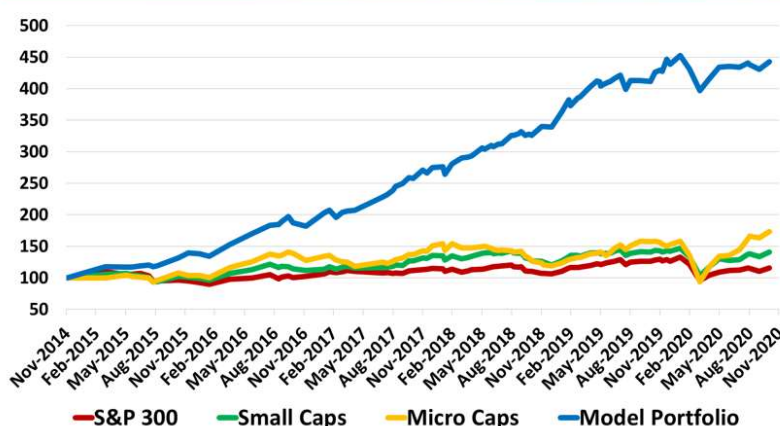
S&P 100 Best 10 with Cash



Small Cap Best 10 with Cash



GARY Best 10 with Cash



For more information visit... www.deepdataanalytics.com.au

Or email... info@deepdataanalytics.com.au

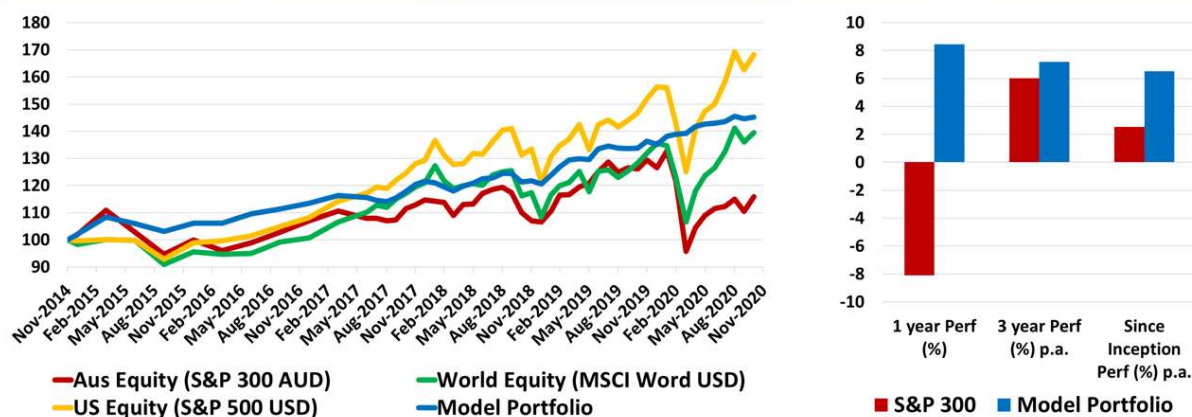
TODAY'S TOP 30 WINNERS AND LOSERS IN S&P 300

Code	Company Name	Market Cap (\$m)	Price (\$)	Daily Price Change (%)	Consensus Target Price (\$)	Consensus Rating	2020 PE	2021 PE	2020 EPS GROWTH	2021 EPS GROWTH	2020 Div Yield	2021 Div Yield	Newsflash
CCX	City Chic Collective	724.86	3.52	11.04	3.63	BUY	44.14	39.49	-2.15	11.76	0.00	0.56	Acquisition of UK-based brand Evans
PLS	Pilbara Min Ltd	2086.33	0.88	7.98	0.37	SELL	-29.52	-94.42	-93.95	68.74	0.00	0.00	N/A
RED	Red 5 Limited	502.58	0.27	5.88	0.41	BUY	38.57	N/A	-41.67	-100.00	0.00	0.00	N/A
WSA	Western Areas Ltd	687.67	2.64	5.60	2.50	BUY	16.25	53.68	188.76	-69.72	0.92	0.57	N/A
FMG	Fortescue Metals Grp	70539.09	24.04	4.93	18.00	HOLD	11.20	8.41	54.22	33.20	6.97	8.61	N/A
KGN	Kogan.Com Ltd	1906.98	18.90	4.77	20.60	BUY	64.11	36.36	59.93	76.33	1.17	2.05	N/A
MIN	Mineral Resources.	6280.30	34.86	4.68	34.50	BUY	18.46	8.91	95.65	107.27	2.27	4.87	N/A
AAC	Australian Agricul.	629.89	1.09	4.31	1.45	STRONG BUY	-35.16	-68.13	13.89	48.39	0.00	0.00	N/A
DRR	Deterra Royalties	2504.91	4.94	4.22	4.75	HOLD	58.81	33.07	N/A	77.86	1.70	2.47	N/A
EHE	Estia Health Ltd	437.67	1.75	4.18	1.57	HOLD	16.97	30.00	-36.70	-43.41	4.66	2.73	N/A
RMS	Ramellus Resources	1367.24	1.76	4.14	2.33	BUY	13.81	8.28	206.99	66.80	0.57	1.82	N/A
GOR	Gold Road Res Ltd	1135.10	1.34	3.88	2.00	BUY	17.00	12.39	9397.59	37.18	0.96	2.23	N/A
API	Australian Pharm.	583.80	1.23	3.80	1.18	BUY	19.90	15.00	-42.65	32.69	0.81	3.97	N/A
MPL	Medibank Private Ltd	8069.23	3.04	3.75	2.93	HOLD	23.67	22.30	-22.11	6.12	3.77	3.81	Medibank delivers lowest premium rise in 20 years
JMS	Jupiter Mines.	548.52	0.29	3.57	0.40	BUY	5.80	12.89	N/A	-55.00	21.55	6.90	N/A
NHF	NIB Holdings Limited	2569.27	5.80	3.20	4.90	HOLD	24.02	22.20	-31.17	8.17	2.93	2.77	Approval received for 2021 premium changes
HUM	Humm Group	547.27	1.14	3.17	1.40	BUY	10.98	8.81	-47.24	24.69	4.27	2.88	N/A
CIA	Champion Iron Ltd	2421.08	5.10	3.03	4.47	HOLD	15.80	6.52	-16.87	142.21	0.00	0.00	Change of Directors Interest Notice
OZL	OZ Minerals	6350.89	19.74	2.97	17.80	HOLD	33.91	17.46	10.67	94.18	1.07	1.11	N/A
SLR	Silver Lake Resource	1639.73	1.92	2.96	2.50	BUY	12.56	9.05	207.03	38.75	0.00	0.00	SLR: Silver Lake divests Andy Well and Gnaweeda proj
CWP	Cedar Woods Prop.	482.84	6.15	2.84	5.80	HOLD	22.28	15.77	-57.11	41.30	2.93	3.41	N/A
BWX	BWX Limited	553.99	4.08	2.77	4.93	BUY	34.07	30.82	30.87	10.55	1.00	1.21	N/A
WGX	Westgold Resources.	1127.46	2.73	2.63	3.15	STRONG BUY	27.76	10.99	495.94	152.55	0.00	0.24	N/A
SFR	Sandfire Resources	950.08	5.47	2.63	6.00	BUY	11.18	7.11	-27.98	57.19	2.59	3.58	N/A
DHG	Domain Holdings Aus	2675.93	4.70	2.62	4.25	HOLD	153.39	83.48	-57.11	83.75	0.64	0.69	Change in substantial holding
VEA	Viva Energy Group	3106.58	1.98	2.59	2.44	BUY	-128.74	28.54	-117.59	551.11	2.56	2.76	N/A
GXY	Galaxy Resources	1028.29	2.09	2.45	1.39	HOLD	-42.63	-97.67	40.13	56.35	0.00	0.00	N/A
DEG	De Grey Mining	1342.34	1.08	2.38	1.11	STRONG BUY	N/A	N/A	N/A	N/A	0.00	0.00	Strong infill & extension results at Broiga
IRI	Integrated Research	525.13	3.12	2.30	3.75	HOLD	22.29	22.45	11.11	-0.71	2.56	2.34	N/A
AX1	Accent Group Ltd	1192.11	2.25	2.27	2.05	BUY	21.13	18.99	8.31	11.27	2.68	4.30	N/A

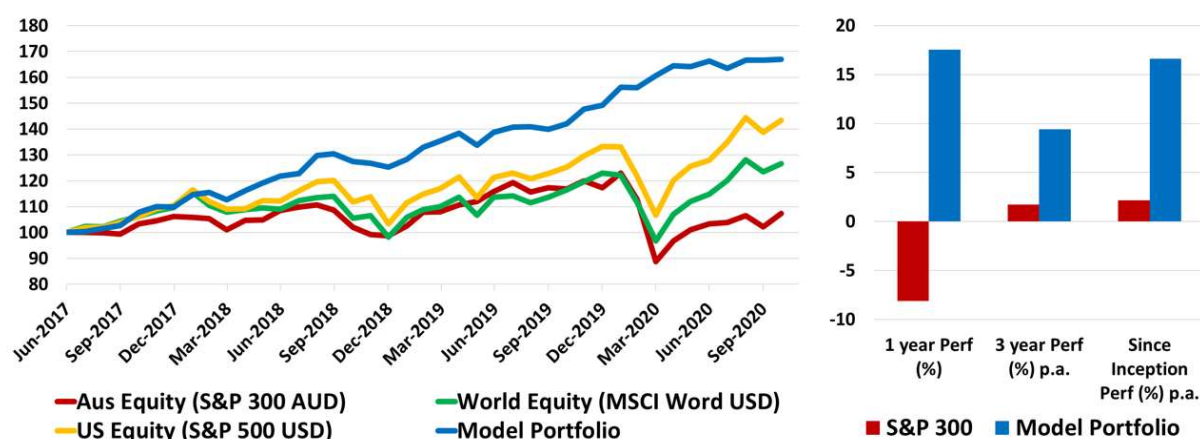
Code	Company Name	Market Cap (\$m)	Price (\$)	Daily Price Change (%)	Consensus Target Price (\$)	Consensus Rating	2020 PE	2021 PE	2020 EPS GROWTH	2021 EPS GROWTH	2020 Div Yield	2021 Div Yield	Newsflash
VUK	Virgin Money Uk PLC	2228.54	2.24	-6.67	2.68	BUY	19.20	10.36	-75.46	85.37	0.00	0.00	N/A
WTC	WiseTech Global Ltd	10667.77	30.77	-6.62	27.85	HOLD	140.99	113.63	21.32	24.07	0.11	0.14	N/A
AGL	AGL Energy Limited.	8236.51	12.54	-5.14	14.30	SELL	10.01	12.64	-19.06	-20.80	7.62	7.81	Trading Update and Revised FY21 Guidance
IMD	Imdex Limited	636.31	1.53	-4.98	1.60	STRONG BUY	25.07	33.76	-16.29	-25.74	2.03	1.17	N/A
ZIP	Zip Co Ltd.	2823.34	5.17	-4.96	6.45	BUY	-51.38	-46.12	-262.63	-11.41	0.00	0.00	Appendix 2A
VRT	Virtus Health Ltd	464.65	5.50	-4.84	5.76	BUY	21.67	14.53	-27.98	49.16	2.36	3.76	N/A
ALG	Ardentleisuregrpltd	299.82	0.60	-4.80	0.87	BUY	-5.65	-4.94	-406.01	-14.49	0.00	0.00	N/A
EML	EML Payments Ltd	1595.56	4.20	-4.76	4.28	BUY	48.41	42.33	86.84	14.37	0.00	0.00	N/A
AMP	AMP Limited	5825.04	1.62	-4.72	1.50	HOLD	16.84	14.60	-45.23	15.37	6.33	3.69	N/A
MSB	Mesoblast Limited	1416.08	2.30	-4.56	3.80	HOLD	-12.80	-33.43	50.74	61.70	0.00	0.00	N/A
SHV	Select Harvests	639.97	5.10	-4.49	6.80	BUY	20.91	26.56	-50.89	-21.27	2.78	2.85	N/A
SKC	Skycity Ent Grp Ltd	2394.65	3.01	-4.44	3.56	STRONG BUY	41.53	30.96	-68.66	34.15	3.08	2.01	N/A
UWL	Uniti Group Ltd	1099.74	1.74	-4.40	1.85	STRONG BUY	35.34	25.97	354.73	36.07	0.00	0.00	Appendix 2A
NEA	Nearmap Ltd	1151.39	2.24	-4.27	3.10	BUY	-27.65	-36.35	-636.36	23.91	0.00	0.00	N/A
KAR	Karoon Energy Ltd	531.50	0.92	-4.17	1.45	BUY	-6.37	408.89	-32.62	101.56	0.00	0.00	N/A
REH	Reece Ltd	10109.65	15.00	-4.15	12.15	HOLD	44.72	37.46	-30.14	19.38	0.40	0.94	N/A
EOS	Electro Optic Sys.	946.84	6.07	-4.11	7.67	STRONG BUY	33.54	25.34	-6.70	32.32	0.00	0.00	Update to FY2020 Profit Guidance
HUB	HUB24 Ltd	1432.16	20.54	-3.97	23.20	BUY	95.59	71.97	38.51	32.82	0.38	0.53	HUB24 investment in Easton
PGH	Pact Group Hldgs Ltd	959.74	2.68	-3.94	2.70	HOLD	14.38	12.93	-16.68	11.21	0.00	2.76	N/A
KMD	Kathmandu Hold Ltd	840.17	1.14	-3.80	1.25	HOLD	18.21	15.39	-49.59	18.32	1.09	3.44	N/A
MAH	Macmahon Holdings	581.85	0.26	-3.70	0.37	STRONG BUY	9.29	8.25	-91.04	12.50	1.92	2.31	N/A
INR	ioneer Ltd	463.62	0.27	-3.64	0.45	STRONG BUY	-0.84	-0.36	N/A	-131.33	N/A	0.00	N/A
NWL	Netwealth Group	3938.61	15.98	-3.56	14.50	HOLD	89.55	74.33	21.64	20.49	0.88	1.05	N/A
OPT	Opthea Limited	675.33	1.93	-3.50	4.55	BUY	-13.16	-51.88	-56.03	74.64	0.00	0.00	N/A
AVN	Aventus Group	1600.91	2.73	-3.19	2.76	BUY	15.56	14.53	-2.56	7.09	4.37	6.13	N/A
SKY	Senex Energy Limited	461.07	0.31	-3.17	0.44	BUY	50.83	42.07	7.91	20.83	0.00	0.00	Executive changes
URW	Unibailrodawestfield	1123.93	4.88	-3.17	3.62	HOLD	7.58	6.88	-36.83	10.16	5.44	7.73	URW SE - call options by a S8 member
BVS	Bravura Solution Ltd	840.36	3.30	-2.94	3.80	HOLD	20.33	21.43	9.68	-5.13	3.34	3.20	N/A
COH	Cochlear Limited	13048.43	193.16	-2.68	204.00	HOLD	73.45	56.83	-43.41	29.24	0.84	0.62	N/A
RDC	Redcape Hotel Group	524.59	0.93	-2.63	1.09	STRONG BUY	22.02	12.17	-46.15	80.95	5.08	7.51	N/A

Deep Data Analytics

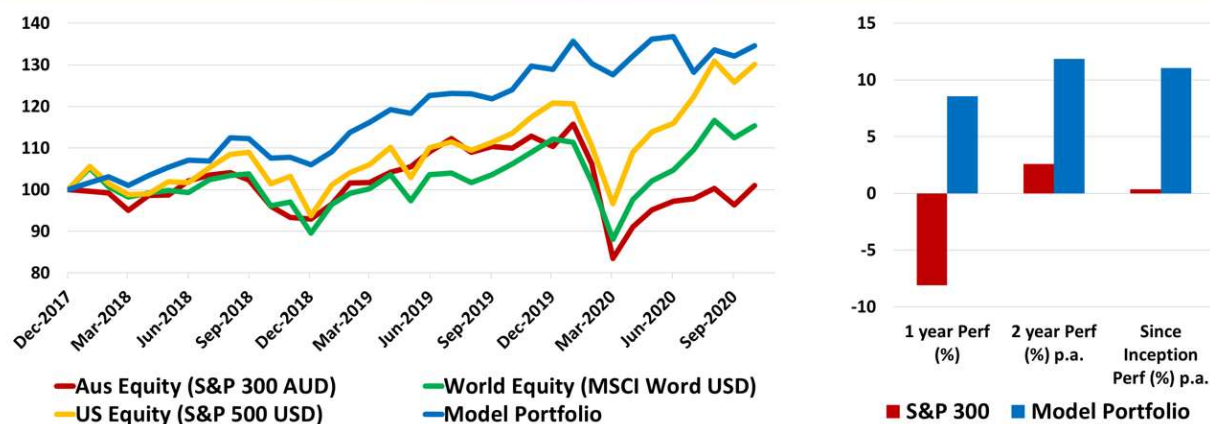
Multi Asset ETF Model



Global Tech/Health ETF Model



ESG ETF Model



For more information visit... www.deepdataanalytics.com.au

Or email... info@deepdataanalytics.com.au

CHECKING S&P 300 BY THE SECTOR

➤ Energy stocks:

Code	Company Name	Market Cap (\$m)	Price (\$)	Daily Price Change (%)	Consensus Target Price (\$)	Consensus Rating	2020 PE	2021 PE	2020 EPS GROWTH	2021 EPS GROWTH	2020 Div Yield	2021 Div Yield	Newsflash
ALD	Ampol Limited	7119.15	28.48	-0.11	30.00	HOLD	35.15	18.98	-38.21	85.15	1.57	3.06	N/A
BPT	Beach Energy Limited	4277.50	1.85	-1.60	1.95	BUY	9.49	11.84	-21.78	-19.91	1.05	1.07	N/A
COE	Cooper Energy Ltd	587.17	0.36	-1.39	0.45	BUY	-95.69	355.00	-192.75	126.95	0.00	0.00	N/A
CVN	Camaron Petroleum	485.27	0.31	-1.61	0.36	BUY	-101.67	-87.14	52.61	-16.67	0.00	0.00	Appendix 3Y - Bakker
FAR	FAR Ltd	109.77	0.01	0.00	0.03	BUY	-1.83	-11.00	-500.00	83.33	0.00	0.00	Athos equity derivatives disclosure letter
KAR	Karoon Energy Ltd	531.50	0.92	-4.17	1.45	BUY	-6.37	408.89	-32.62	101.56	0.00	0.00	N/A
NHC	New Hope Corporation	1144.49	1.39	1.09	1.53	HOLD	8.62	185.33	-63.03	-95.35	5.95	0.59	N/A
ORG	Origin Energy	8629.93	4.81	-1.84	6.16	BUY	8.22	20.77	0.31	-60.43	5.84	4.28	ORG: Origin farms into prospective Canning Basin permits
OSH	Oil Search Ltd	7459.48	3.59	0.00	4.00	HOLD	797.96	29.56	-98.59	2599.13	0.16	1.04	N/A
SOL	Soul Pattinson (W.H)	7224.95	30.84	2.19	24.16	BUY	35.72	44.70	-42.83	-20.08	1.83	1.98	N/A
STO	Santos Ltd	13248.30	6.32	-0.63	6.87	BUY	30.51	19.29	-61.07	58.20	1.08	1.22	N/A
SKY	Senex Energy Limited	461.07	0.31	-3.17	0.44	BUY	50.83	42.07	7.91	20.83	0.00	0.00	Executive changes
VEA	Viva Energy Group	3106.58	1.98	2.59	2.44	BUY	-128.74	28.54	-117.59	551.11	2.56	2.76	N/A
WHC	Whitehaven Coal	1698.70	1.66	0.91	2.00	BUY	60.30	-24.06	-94.87	-350.64	0.88	0.00	N/A
WOR	Worley Limited	6071.69	11.41	-1.89	11.60	BUY	15.25	16.91	25.61	-9.83	3.32	3.78	Chief Financial Officer gives notice of retirement
WPL	Woodside Petroleum	22747.02	23.04	-2.54	24.00	BUY	31.14	25.06	-57.48	24.27	2.55	3.00	N/A

➤ Material (Ex Mining) stocks:

Code	Company Name	Market Cap (\$m)	Price (\$)	Daily Price Change (%)	Consensus Target Price (\$)	Consensus Rating	2020 PE	2021 PE	2020 EPS GROWTH	2021 EPS GROWTH	2020 Div Yield	2021 Div Yield	Newsflash
ABC	Adbri Limited	2145.96	3.25	-1.22	3.00	HOLD	20.64	20.80	-15.85	-0.78	3.17	3.29	N/A
AMC	Amcor PLC	13189.26	15.26	1.60	17.70	BUY	16.61	15.77	2.04	5.32	4.70	4.30	N/A
BKW	Brickworks Limited	2948.55	19.48	0.15	21.23	BUY	18.18	28.55	-35.27	-36.33	2.98	3.07	N/A
BLD	Boral Limited	5907.65	4.84	0.41	4.80	HOLD	28.62	26.40	-57.97	8.40	2.07	0.90	N/A
CSR	CSR Limited	2548.26	5.17	-1.52	4.94	HOLD	22.00	16.80	-35.95	30.94	3.85	4.39	N/A
FBU	Fletcher Building	4343.83	5.35	1.52	6.48	BUY	87.53	14.85	-85.07	489.61	0.51	3.33	N/A
IPL	Inditec Pivot	4486.54	2.29	-0.87	2.40	BUY	20.15	18.95	31.06	6.32	1.31	2.39	N/A
JHX	James Hardie Indust	16749.56	38.17	1.22	41.20	BUY	31.65	30.09	21.15	5.18	0.72	1.20	N/A
NUF	Nufarm Limited	1647.88	4.31	-0.69	4.80	BUY	-48.76	41.44	-137.02	217.65	0.15	0.42	Appendix 3X - Lynne Saint
ORA	Orora Limited	2583.66	2.78	0.36	2.69	HOLD	16.69	17.99	-26.79	-7.21	21.97	4.19	Daily share buy-back notice - Appendix 3E
ORI	Orica Limited	6299.24	15.55	0.19	18.35	BUY	19.18	18.57	-15.11	3.25	2.52	2.79	N/A
PGH	Pact Group Hldgs Ltd	959.74	2.68	-3.94	2.70	HOLD	14.38	12.93	-16.68	11.21	0.00	2.76	N/A

➤ Gold stocks:

Code	Company Name	Market Cap (\$m)	Price (\$)	Daily Price Change (%)	Consensus Target Price (\$)	Consensus Rating	2020 PE	2021 PE	2020 EPS GROWTH	2021 EPS GROWTH	2020 Div Yield	2021 Div Yield	Newsflash
ALK	Alkane Resources Ltd	577.53	0.97	-0.52	1.05	BUY	38.62	24.13	-37.46	60.06	0.00	0.00	N/A
BGL	Bellevue Gold Ltd	1042.72	1.20	-2.04	1.53	STRONG BUY	-82.76	-150.00	-31.82	44.83	0.00	0.00	N/A
DCN	Dacian Gold Ltd	214.26	0.39	1.30	0.42	HOLD	-4.06	5.27	-526.22	177.08	0.00	0.00	Change in substantial holding
DEG	De Grey Mining	1342.34	1.08	2.38	1.11	STRONG BUY	N/A	N/A	N/A	N/A	0.00	0.00	Strong infill & extension results at Brolga
EVN	Evolution Mining Ltd	8697.12	5.15	1.18	5.50	HOLD	23.35	19.11	67.27	22.18	2.39	2.65	N/A
GOR	Gold Road Res Ltd	1135.10	1.34	3.88	2.00	BUY	17.00	12.39	9397.59	37.18	0.96	2.23	N/A
NCM	Newcrest Mining	22275.66	27.31	0.11	34.00	HOLD	22.50	14.94	8.49	50.58	0.97	1.23	N/A
NST	Northern Star	9513.95	12.93	0.70	15.90	HOLD	25.81	15.80	72.00	63.35	1.15	1.67	N/A
PRU	Perseus Mining Ltd	1600.00	1.32	1.15	1.60	BUY	24.83	19.76	1376.94	25.63	0.00	0.15	N/A
RED	Red 5 Limited	502.58	0.27	5.88	0.41	BUY	38.57	N/A	-41.67	-100.00	0.00	0.00	N/A
RMS	Ramelius Resources	1367.24	1.76	4.14	2.33	BUY	13.81	8.28	206.99	66.80	0.57	1.82	N/A
RRL	Regis Resources	1981.54	3.89	0.52	5.20	HOLD	9.27	8.03	22.23	15.50	4.46	4.54	N/A
RSG	Resolute Mining	910.71	0.83	0.00	1.37	BUY	14.66	5.22	-12.68	180.72	2.16	2.42	Becoming a substantial holder
SAR	Saracen Mineral	5327.73	4.86	1.04	6.10	HOLD	22.05	15.27	82.89	44.35	0.27	1.19	N/A
SBM	St Barbara Limited	1721.07	2.47	1.23	3.60	BUY	11.11	8.99	-19.77	23.57	3.45	2.66	N/A
SLR	Silver Lake Resource	1639.73	1.92	2.96	2.50	BUY	12.56	9.05	207.03	38.75	0.00	0.00	SLR: Silver Lake divests Andy Well and Gnaweeda proj
SSR	SSR Mining Inc.	461.13	26.26	-0.34	-	-	N/A	N/A	N/A	N/A	N/A	N/A	N/A
WAF	West African Res Ltd	913.83	1.06	1.44	1.28	BUY	6.57	3.06	2242.27	114.93	0.00	0.00	N/A
WGX	Westgold Resources.	1127.46	2.73	2.63	3.15	STRONG BUY	27.76	10.99	495.94	152.55	0.00	0.24	N/A

➤ Mining (Ex Gold) stocks:

Code	Company Name	Market Cap (\$m)	Price (\$)	Daily Price Change (%)	Consensus Target Price (\$)	Consensus Rating	2020 PE	2021 PE	2020 EPS GROWTH	2021 EPS GROWTH	2020 Div Yield	2021 Div Yield	Newsflash
AMI	Aurelia Metals Ltd	543.10	0.44	0.00	0.81	STRONG BUY	9.31	6.54	-9.87	42.32	1.10	3.53	Ceasing to be a substantial holder for AMI
AWC	Alumina Limited	5324.59	1.88	2.18	2.00	BUY	25.76	21.77	-57.33	18.35	3.67	4.11	N/A
BHP	BHP Group Limited	127113.49	43.66	1.18	45.00	BUY	17.34	12.84	-10.20	35.02	3.90	5.11	N/A
BSL	BlueScope Steel Ltd	8942.13	17.75	0.00	18.50	BUY	25.38	13.19	-60.76	92.45	0.69	0.85	N/A
CIA	Champion Iron Ltd	2421.08	5.10	3.03	4.47	HOLD	15.80	6.52	-16.87	142.21	0.00	0.00	Change of Directors Interest Notice
CMM	Capricorn Metals	603.68	1.78	1.14	1.60	HOLD	-82.56	107.58	N/A	176.74	0.00	0.00	N/A
DRR	Deterra Royalties	2504.91	4.94	4.22	4.75	HOLD	58.81	33.07	N/A	77.86	1.70	2.47	N/A
FMG	Fortescue Metals Grp	70539.09	24.04	4.93	18.00	HOLD	11.20	8.41	54.22	33.20	6.97	8.61	N/A
GXY	Galaxy Resources	1028.29	2.09	2.45	1.39	HOLD	-42.63	-97.67	40.13	56.35	0.00	0.00	N/A
IGO	IGO Limited	4663.40	6.32	0.96	5.40	BUY	23.85	28.58	99.92	-16.56	1.66	1.57	N/A
ILU	Iluka Resources	2654.99	6.42	2.23	5.90	HOLD	15.65	13.31	-38.82	17.52	0.39	3.21	N/A
IMD	Imdex Limited	636.31	1.53	-4.98	1.60	STRONG BUY	25.07	33.76	-16.29	-25.74	2.03	1.17	N/A
INR	Ioneer Ltd	463.62	0.27	-3.64	0.45	STRONG BUY	-0.84	-0.36	N/A	-131.33	N/A	0.00	N/A
JMS	Jupiter Mines.	548.52	0.29	3.57	0.40	BUY	5.80	12.89	N/A	-55.00	21.55	6.90	N/A
LYC	Lynas Corporation	3523.22	3.95	1.02	4.20	HOLD	-606.76	60.03	-113.75	1110.75	0.00	0.00	N/A
MAH	Macmahon Holdings	581.85	0.26	-3.70	0.37	STRONG BUY	9.29	8.25	-91.04	12.50	1.92	2.31	N/A
MGX	Mount Gibson Iron	1126.62	0.97	1.58	1.08	STRONG BUY	10.55	6.97	15.82	51.37	3.11	4.66	N/A
MIN	Mineral Resources.	6280.30	34.86	4.68	34.50	BUY	18.46	8.91	95.65	107.27	2.27	4.87	N/A
MID	MACA Limited	332.33	1.25	0.40	1.29	STRONG BUY	11.37	8.77	48.01	29.70	3.76	3.96	Retail Entitlement Offer Booklet
NIC	Nickel Mines Limited	2783.28	1.16	0.87	1.33	STRONG BUY	19.83	14.93	N/A	32.79	2.20	2.43	N/A
ORE	Orocobre Limited	1500.03	4.35	-0.23	3.36	BUY	-37.02	-48.29	-150.33	23.33	0.00	0.00	N/A
OZL	OZ Minerals	6350.89	19.74	2.97	17.80	HOLD	33.91	17.46	10.67	94.18	1.07	1.11	N/A
PLS	Pilbara Min Ltd	2086.33	0.88	7.98	0.37	SELL	-29.52	-94.42	-93.95	68.74	0.00	0.00	N/A
PRN	Perenti Global Ltd	982.49	1.40	0.36	1.71	BUY	9.08	8.81	-2.71	3.11	4.68	5.24	N/A
RIO	Rio Tinto Limited	43629.04	118.60	0.91	114.25	BUY	12.45	10.61	0.16	17.28	5.27	6.40	N/A
S32	South32 Limited	12348.78	2.56	-0.39	2.80	BUY	47.64	22.28	-81.90	113.82	1.57	1.80	SAEC Divestment & Hillside Energy Supply Agreement Update
SFR	Sandfire Resources	950.08	5.47	2.63	6.00	BUY	11.18	7.11	-27.98	57.19	2.59	3.58	N/A
SGM	Sims Limited	2534.09	12.62	0.32	11.00	HOLD	-43.83	43.86	-136.83	199.94	0.73	0.78	Appendix 2A
WSA	Western Areas Ltd	687.67	2.64	5.60	2.50	BUY	16.25	53.68	188.76	-69.72	0.92	0.57	N/A

➤ Industrial stocks:

Code	Company Name	Market Cap (\$m)	Price (\$)	Daily Price Change (%)	Consensus Target Price (\$)	Consensus Rating	2020 PE	2021 PE	2020 EPS GROWTH	2021 EPS GROWTH	2020 Div Yield	2021 Div Yield	Newsflash
AIA	Auckland Internation	10867.43	7.24	-1.90	6.73	HOLD	69.77	-1992.30	-52.52	-103.50	0.36	0.00	N/A
ALQ	ALS Ltd	4776.02	9.83	-0.71	10.38	BUY	25.27	26.99	7.22	-6.37	1.70	1.92	N/A
ALX	Atlas Arteria	6128.13	6.33	-0.94	6.74	HOLD	61.84	18.43	-66.84	235.53	2.22	5.18	N/A
AMA	AMA Group Limited	579.32	0.79	-0.63	0.91	BUY	112.14	33.16	-87.15	238.14	0.10	0.00	N/A
ASB	Austal Limited	978.00	2.69	-1.10	4.29	BUY	11.26	11.15	49.48	1.01	2.60	3.23	N/A
AZJ	Aurizon Holdings Ltd	7471.45	4.04	0.50	5.40	BUY	14.99	15.60	20.99	-3.92	6.68	6.41	On-Market Buy-back Appendix 3E
BIN	Bingo Industries Ltd	1668.39	2.53	-0.78	2.61	BUY	32.07	41.02	-6.08	-21.83	1.23	1.00	N/A
BXB	Brambles Limited	15787.31	10.80	1.12	12.25	BUY	23.02	21.95	-17.65	4.84	3.86	2.72	Daily share buy-back notice - Appendix 3E
CIM	Cimic Group Ltd	8034.56	25.48	-1.28	32.00	BUY	12.41	13.13	-16.66	-5.49	2.73	4.71	VENTIA AWARDED FIELD OPTIMISATION CONTRACT WITH TLS
CWY	Cleanaway Waste Ltd	4918.27	2.36	-1.26	2.48	HOLD	34.09	30.32	-1.68	12.44	1.62	1.85	N/A
DOW	Downer EDI Limited	3864.12	5.41	-1.81	5.65	BUY	19.42	14.82	-43.40	31.06	2.72	2.79	N/A
EHL	Emeco Holdings	606.62	1.10	-1.35	1.19	BUY	5.42	8.35	10.52	-35.10	0.00	0.00	N/A
EOS	Electro Optic Sys.	946.84	6.07	-4.11	7.67	STRONG BUY	33.54	25.34	-6.70	32.32	0.00	0.00	Update to FY2020 Profit Guidance
GWA	GWA Group Ltd	890.34	3.42	1.48	3.07	HOLD	18.65	22.32	-8.14	-16.43	3.92	3.12	N/A
IPH	IPH Limited	1386.07	6.38	-0.47	8.73	BUY	17.54	17.42	20.76	0.64	4.49	4.57	N/A
MMS	McMillan Shakespeare	910.00	11.87	0.94	9.90	HOLD	13.54	13.18	-16.28	2.75	4.87	4.75	N/A
MND	Monadelphous Group	1290.50	13.79	1.17	11.45	BUY	35.61	23.60	-41.75	50.88	2.07	3.08	N/A
NWH	NRW Holdings Limited	1241.63	2.94	1.73	3.16	STRONG BUY	14.12	12.53	64.99	12.73	1.56	2.36	N/A
PET	Phoslock Env Tec Ltd	153.13	0.25	0.00	-	-	N/A	N/A	N/A	N/A	N/A	N/A	N/A
QAN	Qantas Airways	9279.34	4.89	-0.61	5.66	BUY	-95.41	-10.16	-108.78	-839.06	0.93	0.00	N/A
QUB	Qube Holdings Ltd	5556.23	2.95	1.03	3.20	BUY	45.77	45.65	-16.03	0.26	1.68	1.70	N/A
REH	Reece Ltd	10109.65	15.00	-4.15	12.15	HOLD	44.72	37.46	-30.14	19.38	0.40	0.94	N/A
RWC	Reliance Worldwide	3429.01	4.26	-1.84	4.50	HOLD	26.81	21.37	-17.70	25.44	1.84	2.23	N/A
SIQ	Smartgrp Corporation	840.75	6.25	-1.26	6.80	BUY	13.13	12.12	-23.40	8.30	5.32	5.72	N/A
SSM	Service Stream	743.72	1.81	-0.28	2.28	BUY	12.70	13.20	1.06	-3.74	5.05	5.03	N/A
SVW	Seven Group Holdings	7774.68	22.95	0.17	23.30	BUY	17.92	17.41	-6.33	2.96	1.77	1.99	N/A
SYD	SYD Airport	17271.68	6.35	-0.78	6.45	HOLD	-69.54	1184.70	-154.93	105.87	0.00	1.93	N/A
TCL	Transurban Group	38722.14	14.00	-1.06	14.31	HOLD	396.26	-2368.87	-75.50	-116.73	3.34	2.84	N/A

➤ Consumer stocks:

Code	Company Name	Market Cap (\$m)	Price (\$)	Daily Price Change (%)	Consensus Target Price (\$)	Consensus Rating	2020 PE	2021 PE	2020 EPS GROWTH	2021 EPS GROWTH	2020 Div Yield	2021 Div Yield	Newsflash
ALG	Ardentleisuregrpltd	299.82	0.60	-4.80	0.87	BUY	-5.65	-4.94	-406.01	-14.49	0.00	0.00	N/A
ALL	Aristocrat Leisure	19450.05	30.70	0.79	37.46	BUY	41.45	26.92	-44.15	53.98	0.25	1.48	N/A
APE	Eagers Automotive	3386.38	13.12	-0.46	13.50	BUY	28.20	21.90	16.88	28.80	0.93	2.94	N/A
ARB	ARB Corporation.	2567.11	31.00	-2.36	30.30	HOLD	51.27	31.73	-16.12	61.59	1.01	1.66	N/A
AX1	Accent Group Ltd	1192.11	2.25	2.27	2.05	BUY	21.13	18.99	8.31	11.27	2.68	4.30	N/A
BAP	Bapcor Limited	2596.51	7.71	0.78	8.78	BUY	27.20	21.95	-15.93	23.91	1.49	2.41	N/A
BBN	Baby Bunting Grp Ltd	595.87	4.55	-1.30	5.39	BUY	30.74	23.64	30.40	30.07	2.13	2.91	N/A
BRG	Breville Group Ltd	3385.99	24.34	-0.12	27.72	HOLD	41.00	37.25	13.97	10.06	1.48	1.83	N/A
CCX	City Chic Collective	724.86	3.52	11.04	3.63	BUY	44.14	39.49	-2.15	11.76	0.00	0.56	Acquisition of UK-based brand Evans
CKF	Collins Foods Ltd	1169.31	9.87	-1.60	11.63	BUY	29.29	20.47	-14.03	43.08	1.31	2.42	Amended Appendix 3Y - Kaye
CTD	Corp Travel Limited	2458.39	17.85	-0.94	18.85	BUY	63.18	54.13	-69.19	-88.34	1.01	0.08	N/A
CWN	Crown Resorts Ltd	6629.38	9.62	-1.74	10.00	BUY	42.06	#####	-57.89	-99.76	3.69	3.94	N/A
DMP	Domino Pizza Enterpr	7548.30	87.06	-0.21	77.53	HOLD	50.68	42.67	3.16	18.79	1.31	1.66	N/A
FLT	Flight Centre Travel	3158.59	15.58	-1.77	15.00	HOLD	-10.73	-13.64	-165.47	21.33	0.00	0.00	N/A
GEM	G8 Education Limited	1004.16	1.17	-1.69	1.38	HOLD	10.75	19.60	-24.78	-45.13	0.00	3.16	N/A
GUID	G.U.D. Holdings	1094.43	11.89	-0.25	12.75	BUY	20.33	17.74	-16.56	14.58	3.92	3.87	N/A
HVN	Harvey Norman	5818.85	4.74	1.50	5.28	BUY	13.94	10.15	9.97	37.39	4.40	7.34	N/A
IEL	Idp Education Ltd	5421.99	19.08	-2.05	21.14	BUY	108.48	106.26	-34.68	2.09	1.03	0.55	N/A
IVC	InvoCare Limited	1658.14	11.48	-0.26	11.00	HOLD	43.07	29.60	-45.34	45.52	2.33	2.79	N/A
JBH	JB Hi-Fi Limited	5514.40	48.38	0.79	48.60	HOLD	17.10	15.39	34.77	11.10	3.61	4.32	Appendix 3G
JIN	Jumbo Interactive	849.30	13.51	-0.66	14.10	BUY	34.17	29.39	-5.72	16.30	2.42	2.49	N/A
KGN	Kogan.Com Ltd	1906.98	18.90	4.77	20.60	BUY	64.11	36.36	59.93	76.33	1.17	2.05	N/A
KMD	Kathmandu Hold Ltd	840.17	1.14	-3.80	1.25	HOLD	18.21	15.39	-49.59	18.32	1.09	3.44	N/A
LOV	Lovisa Holdings Ltd	1202.47	10.94	-2.23	11.84	HOLD	26.76	51.74	18.57	-48.29	0.39	0.96	N/A
NCK	Nick Scall Limited	792.99	9.57	-2.25	9.85	BUY	19.72	11.42	-5.88	72.67	4.68	6.60	N/A
PBH	Pointsbet Holdings	2181.34	11.84	-0.50	12.80	BUY	-44.05	-37.44	N/A	-17.67	0.00	0.00	N/A
PMV	Premier Investments	3719.01	23.24	-0.73	20.50	HOLD	27.34	24.19	5.48	13.00	2.25	3.14	N/A
RDC	Redcape Hotel Group	524.59	0.93	-2.63	1.09	STRONG BUY	22.02	12.17	-46.15	80.95	5.08	7.51	N/A
SGR	The Star Ent Grp	3560.53	3.65	-2.41	4.00	BUY	34.90	33.18	-56.87	5.18	2.92	0.00	UPDATE ON COVID-19 OPERATING RESTRICTIONS IN NSW
SKC	Skycity Ent Grp Ltd	2394.65	3.01	-4.44	3.56	STRONG BUY	41.53	30.96	-68.66	34.15	3.08	2.01	N/A
SLK	Sealink Travel Grp	1458.91	6.54	-2.10	6.95	BUY	37.93	24.11	-27.44	57.29	1.64	2.14	Appendix 3G
SUL	Super Ret Rep Ltd	2416.34	10.68	-0.19	12.26	BUY	14.57	12.18	-3.11	19.63	1.64	5.08	N/A
TAH	TABCORP Holdings Ltd	8868.56	3.94	-1.50	3.66	HOLD	29.27	26.91	-31.81	8.75	3.02	1.99	N/A
TPW	Temple & Webster Ltd	1235.85	10.49	2.24	12.65	BUY	149.86	52.93	577.64	183.10	0.00	0.00	N/A
WEB	Webjet Limited	1701.79	5.00	-0.40	3.75	HOLD	106.66	-26.79	-89.74	-498.10	0.88	0.00	N/A
WES	Wesfarmers Limited	58063.96	51.30	0.18	49.10	HOLD	29.07	28.11	1.42	3.43	2.90	3.17	N/A

➤ Staple stocks:

Code	Company Name	Market Cap (\$m)	Price (\$)	Daily Price Change (%)	Consensus Target Price (\$)	Consensus Rating	2020 PE	2021 PE	2020 EPS GROWTH	2021 EPS GROWTH	2020 Div Yield	2021 Div Yield	Newsflash
AZM	The A2 Milk Company	7530.03	10.26	1.18	13.12	HOLD	20.89	22.49	27.90	-7.12	0.00	0.00	N/A
AAC	Australian Agricul.	629.89	1.09	4.31	1.45	STRONG BUY	-35.16	-68.13	13.89	48.39	0.00	0.00	N/A
AHY	Asaleo Care Limited	722.35	1.35	1.13	1.25	BUY	19.32	18.27	26.09	5.75	1.71	3.63	N/A
BGA	Bega Cheese Ltd	1475.31	5.20	-2.26	5.61	BUY	41.59	26.30	-31.16	58.14	1.65	2.14	Appendix 2A
BKL	Blackmores Limited	1435.41	73.86	-0.44	67.00	HOLD	66.09	41.62	-67.91	58.81	0.00	1.55	N/A
BUB	Bubs Aust Ltd	361.54	0.58	-1.69	0.65	SELL	-48.33	-72.50	N/A	33.33	0.00	0.00	N/A
BWX	BWX Limited	553.99	4.08	2.77	4.93	BUY	34.07	30.82	30.87	10.55	1.00	1.21	N/A
CCL	Coca-Cola Amatil	9339.60	12.87	-0.23	12.75	HOLD	29.83	24.80	-17.16	20.29	2.15	3.28	N/A
CGC	Costa Group Holdings	1607.33	4.01	0.00	3.60	BUY	32.41	23.17	53.94	39.91	1.88	2.52	N/A
COL	Coles Group	24410.91	18.57	1.48	20.05	BUY	26.43	24.46	4.92	8.04	3.16	3.42	N/A
ELD	Elders Limited	1570.26	9.90	-1.49	13.50	BUY	14.68	12.66	33.54	16.01	2.06	2.60	Change of Directors Interest Notice
FNP	Freedom Food Ltd	834.10	3.01	0.00	3.27	HOLD	72.83	29.32	-46.74	148.42	0.00	0.85	Board Restructure
GNC	GrainCorp Limited	986.37	4.28	-0.70	5.10	BUY	-308.14	16.66	95.91	1949.46	0.09	3.42	N/A
ING	Inghams Group	1200.53	3.15	-2.48	3.73	BUY	14.88	14.43	-24.90	3.08	4.43	4.72	N/A
MTS	Metcash Limited	3649.84	3.58	0.28	3.92	BUY	15.98	14.48	-2.29	10.39	3.40	4.22	N/A
SHV	Select Harvests	639.97	5.10	-4.49	6.80	BUY	20.91	26.56	-50.89	-21.27	2.78	2.85	N/A
SM1	Synlait Milk Ltd	1007.66	4.60	-0.22	6.56	BUY	11.09	16.57	-13.30	-33.06	0.00	0.00	Profit Guidance
TGR	Tassal Group Limited	724.88	3.35	-2.33	4.20	BUY	10.50	10.82	-0.78	-2.98	5.47	5.37	N/A
TWE	Treasury Wine Estate	6803.18	9.35	-0.85	10.00	HOLD	21.29	26.19	-28.27	-18.70	2.90	2.24	N/A
UMG	United Malt Group	1232.62	4.18	1.46	5.10	HOLD	21.33	20.93	N/A	1.87	0.63	2.68	Details of United Malt 2021 Annual General Meeting
WOW	Woolworths Group Ltd	50601.87	39.87	-0.30	43.25	BUY	30.56	27.24	-1.31	12.17	2.39	2.68	N/A

➤ Healthcare stocks:

Code	Company Name	Market Cap (\$m)	Price (\$)	Daily Price Change (%)	Consensus Target Price (\$)	Consensus Rating	2020 PE	2021 PE	2020 EPS GROWTH	2021 EPS GROWTH	2020 Div Yield	2021 Div Yield	Newsflash
ANN	Ansell Limited	4597.42	35.59	-0.50	41.74	HOLD	21.72	18.51	3.27	17.32	2.00	2.30	N/A
API	Australian Pharm.	583.80	1.23	3.80	1.18	BUY	19.90	15.00	-42.65	32.69	0.81	3.97	N/A
AVH	Avita Therapeutics	316.51	4.65	-1.69	12.00	BUY	-10.49	-4.92	-23.15	-113.08	0.00	0.00	N/A
COH	Cochlear Limited	13048.43	193.16	-2.68	204.00	HOLD	73.45	56.83	-43.41	29.24	0.84	0.62	N/A
CSL	CSL Limited	131478.49	286.37	-0.90	322.50	BUY	44.30	42.44	3.38	4.37	1.01	1.07	N/A
CUV	Clinuvel Pharmaceut.	1142.37	22.99	-0.56	28.89	STRONG BUY	N/A	87.92	N/A	N/A	N/A	0.08	N/A
EHE	Estia Health Ltd	437.67	1.75	4.18	1.57	HOLD	16.97	30.00	-36.70	-43.41	4.66	2.73	N/A
FPH	Fisher & Paykel H.	18152.56	30.88	-1.97	36.39	BUY	68.57	43.80	30.39	56.54	0.89	1.17	N/A
HLS	Healius	2411.04	3.89	0.52	4.10	HOLD	37.02	19.44	-33.18	90.43	1.16	2.24	N/A
IDX	Integral Diagnostics	853.74	4.25	-1.16	4.60	BUY	28.00	22.96	-8.82	21.97	2.31	2.67	N/A
MSB	Mesoblast Limited	1416.08	2.30	-4.56	3.80	HOLD	-12.80	-33.43	50.74	61.70	0.00	0.00	N/A
MVF	Monash IVF Group Ltd	305.86	0.79	0.00	0.90	BUY	16.80	15.70	-44.41	7.02	1.64	4.67	N/A
MVP	Medical Developments	468.12	6.68	-0.89	7.16	BUY	870.93	-299.15	-43.89	-391.13	0.55	0.10	N/A
MYX	Mayne Pharma Ltd	604.46	0.36	-1.39	0.37	HOLD	-236.67	622.81	-108.51	138.00	0.00	0.00	N/A
NAN	Nanosonics Limited	2351.19	7.83	0.26	5.50	SELL	175.72	199.64	25.52	-11.98	0.00	0.00	N/A
OPT	Opthea Limited	675.33	1.93	-3.50	4.55	BUY	-13.16	-51.88	-56.03	74.64	0.00	0.00	N/A
PAR	Paradigm Bio.	553.34	2.50	2.04	2.54	HOLD	-33.11	-17.12	-98.68	-93.38	0.00	0.00	R&D Investor Presentation
PME	Pro Medicus Limited	3438.98	33.62	1.88	31.49	HOLD	145.54	118.20	34.41	23.13	0.36	0.42	N/A
PNV	Polynovo Limited	2578.24	3.90	0.00	2.55	BUY	-935.25	731.71	10.71	227.82	0.00	0.00	N/A
RHC	Ramsay Health Care	14337.15	62.50	-0.22	70.10	HOLD	36.75	32.11	-40.63	14.48	1.04	1.38	RHC and MPL sign new HPPA
RMD	ResMed Inc.	10148.59	28.57	1.13	28.50	HOLD	45.19	40.24	25.10	12.30	0.80	0.82	N/A
SHL	Sonic Healthcare	15958.88	33.50	0.30	38.35	BUY	30.84	16.32	-6.40	88.94	2.25	3.91	N/A
SIG	Sigma Health Ltd	651.50	0.62	0.81	0.69	BUY	48.93	17.57	-70.42	178.53	2.85	0.00	Change of Directors Interest Notice
SPL	Starpharma Holdings	635.41	1.54	-1.92	2.03	STRONG BUY	-42.64	-62.65	-9.09	31.94	0.00	0.00	N/A
VRT	Virtus Health Ltd	464.65	5.50	-4.84	5.76	BUY	21.67	14.53	-27.98	49.16	2.36	3.76	N/A

➤ Bank stocks:

Code	Company Name	Market Cap (\$m)	Price (\$)	Daily Price Change (%)	Consensus Target Price (\$)	Consensus Rating	2020 PE	2021 PE	2020 EPS GROWTH	2021 EPS GROWTH	2020 Div Yield	2021 Div Yield	Newsflash
AFG	Aust Finance Grp	705.85	2.58	-1.90	2.19	BUY	16.85	16.57	11.33	1.64	3.31	3.66	N/A
ANZ	ANZ Banking Grp Ltd	66130.39	23.31	0.30	24.50	BUY	17.94	13.87	-41.87	29.29	2.46	4.32	N/A
BEN	Bendigo and Adelaide	4972.91	9.45	0.96	7.97	HOLD	16.36	16.65	-28.57	-1.72	3.88	3.43	N/A
BOQ	Bank of Queensland.	3534.53	7.77	0.13	7.30	HOLD	16.48	14.87	-40.13	10.86	1.19	3.68	N/A
CBA	Commonwealth Bank.	147533.86	83.00	-0.19	74.70	SELL	19.84	20.19	-14.18	-1.73	3.27	3.35	N/A
GMA	Genworth Mortgage	924.03	2.25	0.45	2.39	HOLD	-13.02	14.24	-162.82	191.46	0.56	3.44	N/A
MYS	MyState Limited	453.88	4.99	1.22	5.43	STRONG BUY	14.72	12.69	-0.59	16.03	5.00	5.24	N/A
NAB	National Aust. Bank	77043.14	23.30	-0.30	24.20	BUY	18.19	15.93	-30.48	14.24	2.46	4.09	N/A
VUK	Virgin Money Uk PLC	2228.54	2.24	-6.67	2.68	BUY	19.20	10.36	-75.46	85.37	0.00	0.00	N/A
WBC	Westpac Banking Corp	73004.98	19.88	-0.10	21.50	BUY	24.48	13.17	-59.02	85.92	1.37	4.54	N/A

➤ Diversified Financials / Insurance stocks:

Code	Company Name	Market Cap (\$m)	Price (\$)	Daily Price Change (%)	Consensus Target Price (\$)	Consensus Rating	2020 PE	2021 PE	2020 EPS GROWTH	2021 EPS GROWTH	2020 Div Yield	2021 Div Yield	Newsflash
AEF	Australian Ethical	555.19	4.91	-0.61	-	-	N/A	N/A	N/A	N/A	N/A	N/A	N/A
AMP	AMP Limited	5825.04	1.62	-4.72	1.50	HOLD	16.84	14.60	-45.23	15.37	6.33	3.69	N/A
ASX	ASX Limited	14357.02	74.04	-0.16	71.00	SELL	28.52	30.20	1.34	-5.57	3.16	2.98	N/A
AUB	AUB Group Ltd	1264.45	16.58	-2.47	18.01	BUY	24.07	20.71	7.70	16.24	2.78	3.18	N/A
CCP	Credit Corp Group	1690.97	24.67	-1.79	22.00	BUY	18.43	24.31	-5.22	-24.20	2.16	2.07	N/A
CGF	Challenger Limited	4053.69	5.94	-1.00	4.68	BUY	11.74	14.91	-11.37	-21.29	3.22	3.57	N/A
CNI	Centuria Capital	1522.68	2.55	-1.16	2.52	BUY	21.33	20.99	-5.77	1.64	3.84	3.46	N/A
ECX	Eclix Group Ltd	546.58	1.74	1.46	2.01	BUY	13.88	12.03	17.04	15.36	0.00	1.89	N/A
HUB	HUB24 Ltd	1432.16	20.54	-3.97	23.20	BUY	95.59	71.97	38.51	32.82	0.38	0.53	HUB24 Investment in Easton
HUM	Humm Group	547.27	1.14	3.17	1.40	BUY	10.98	8.81	-47.24	24.69	4.27	2.88	N/A
IAG	Insurance Australia	11979.22	4.85	-1.22	5.47	HOLD	34.11	-146.48	-64.46	-123.29	2.15	3.31	N/A
IFL	IOOF Holdings Ltd	2363.54	3.62	-0.55	4.80	BUY	10.89	13.96	-35.24	-21.96	7.22	4.54	Change of Directors Interest Notice
JHG	Janus Henderson	1303.34	42.40	0.07	40.00	BUY	12.04	11.67	-4.23	3.15	5.01	5.09	Daily share buy-back notice - Appendix 3E
MFG	Magellan Fin Grp Ltd	10156.09	55.18	-0.20	59.50	HOLD	23.09	22.48	18.82	2.72	3.93	4.06	N/A
MNY	Money3 Corporation	557.66	2.78	0.72	3.40	BUY	19.65	14.71	-29.34	33.57	3.60	3.84	N/A
MPL	Medibank Private Ltd	8069.23	3.04	3.75	2.93	HOLD	23.67	22.30	-22.11	6.12	3.77	3.81	Medibank delivers lowest premium rise in 20 years
MQG	Macquarie Group Ltd	49875.12	137.65	-0.22	147.96	BUY	16.81	23.43	-5.84	-28.24	3.89	2.54	N/A
NGI	Navigator Global Ltd	275.65	1.71	0.29	2.24	STRONG BUY	7.09	11.57	-14.29	-38.73	12.64	8.04	N/A
NHF	NIB Holdings Limited	2569.27	5.80	3.20	4.90	HOLD	24.02	22.20	-31.17	8.17	2.93	2.77	Approval received for 2021 premium changes
NWL	Netwealth Group	3938.61	15.98	-3.56	14.50	HOLD	89.55	74.33	21.64	20.49	0.88	1.05	N/A
OBL	Omni Bridgeway Ltd	1040.86	3.95	-0.50	5.45	BUY	-175.56	7.69	40.94	2382.98	1.52	1.77	N/A
OFX	OFX Group Ltd	297.52	1.23	0.41	-	-	20.42	N/A	-23.57	N/A	4.08	N/A	N/A
PDL	Pendal Group Ltd	2170.60	6.66	-0.60	7.02	BUY	13.84	15.03	-6.40	-7.93	5.80	5.76	N/A
PNI	Pinnacle Investment	1243.34	6.58	-0.90	6.11	BUY	38.14	35.09	6.81	8.70	2.20	2.42	N/A
PPT	Perpetual Limited	1969.34	35.27	1.21	36.39	BUY	18.34	17.83	-25.03	2.86	4.87	4.34	N/A
PTM	Platinum Asset	2505.12	4.22	-1.17	3.40	SELL	16.76	19.00	-7.42	-11.77	5.85	5.11	N/A
QBE	QBE Insurance Group	12811.23	8.75	0.46	11.50	BUY	-17.05	13.50	-159.98	226.27	1.49	4.29	N/A
SDF	Steadfast Group Ltd	3456.53	4.03	1.26	4.20	BUY	26.10	23.13	12.01	12.87	2.18	2.67	N/A
SUN	Suncorp Group Ltd	12473.06	9.88	1.44	10.40	BUY	18.81	15.27	-37.70	23.18	3.72	4.47	Business Interruption Insurance Update
ZIP	Zip Co Ltd.	2823.34	5.17	-4.96	6.45	BUY	-51.38	-46.12	-262.63	-11.41	0.00	0.00	Appendix 2A

➤ **Property stocks:**

Code	Company Name	Market Cap (\$m)	Price (\$)	Daily Price Change (%)	Consensus Target Price (\$)	Consensus Rating	2020 PE	2021 PE	2020 EPS GROWTH	2021 EPS GROWTH	2020 Div Yield	2021 Div Yield	Newsflash
ABP	Abacus Property Grp.	1950.52	2.87	-2.05	3.08	BUY	15.55	16.78	-33.95	-7.33	6.30	6.03	Appendix 2A
ADI	Apn Industria REIT	631.39	3.00	-0.33	3.03	HOLD	15.23	14.06	7.65	8.32	5.76	5.91	N/A
ARF	Arena REIT.	1015.35	2.91	-2.02	2.97	BUY	18.38	19.42	14.08	-5.33	4.82	5.05	N/A
AVN	Aventus Group	1600.91	2.73	-3.19	2.76	BUY	15.56	14.53	-2.56	7.09	4.37	6.13	N/A
BWP	BWP Trust	2807.22	4.36	-0.23	3.23	SELL	24.32	24.19	-2.69	0.56	4.16	4.15	N/A
CHC	Charter Hall Group	6735.14	14.28	-1.24	13.96	BUY	21.22	26.45	45.13	-19.78	2.51	2.65	N/A
CIP	Centuria I REIT	1718.12	3.10	-0.64	3.29	BUY	16.51	17.78	-43.38	-7.13	5.91	5.47	CIP External Revaluations Deliver \$84m Gain
CLW	Chtr H Lwr	2685.59	4.64	-1.28	5.47	BUY	16.01	15.76	6.94	1.62	6.03	6.29	N/A
CMW	Cromwell Prop	2316.46	0.89	0.56	1.01	HOLD	11.47	12.76	0.96	-10.13	8.85	8.85	N/A
COF	Centuria Office REIT	1142.24	2.18	-1.80	2.27	BUY	12.13	12.03	-14.55	0.83	8.15	7.61	N/A
CQE	Charter Hall Soc In	1188.53	3.27	-0.61	3.27	BUY	19.07	21.10	-11.06	-9.62	4.89	4.56	N/A
CQR	Charter Hall Retail	2152.46	3.71	-1.59	3.72	HOLD	12.61	14.49	-5.13	-12.92	6.71	6.07	N/A
CWP	Cedar Woods Prop.	482.84	6.15	2.84	5.80	HOLD	22.28	15.77	-57.11	41.30	2.93	3.41	N/A
DXS	Dexus	10411.37	9.55	-0.10	9.74	HOLD	15.43	15.29	1.18	0.91	5.17	5.26	N/A
GDI	GDI Property Grp	663.99	1.24	0.82	1.48	STRONG BUY	N/A	22.87	N/A	N/A	N/A	6.32	N/A
GMG	Goodman Group	34713.20	18.56	-1.22	19.85	HOLD	32.28	29.19	12.11	10.57	1.62	1.62	N/A
GOZ	Growthpoint Property	2741.29	3.47	-2.25	3.56	BUY	14.86	14.39	1.19	3.30	6.31	5.82	N/A
GPT	GPT Group	8921.52	4.49	-1.97	4.46	HOLD	17.38	14.84	-19.83	17.07	4.31	5.20	N/A
HPI	Hotel Property	570.96	3.30	0.30	3.31	BUY	16.50	16.84	2.56	-2.00	6.06	5.88	N/A
IAP	Investec Aust Prop	825.25	1.36	0.74	1.37	BUY	15.63	14.95	N/A	4.60	6.58	6.58	N/A
INA	Ingenia Group	1600.59	4.86	-0.82	5.50	STRONG BUY	23.03	21.38	10.24	7.74	2.26	2.16	N/A
LIC	Lifestyle Communit.	1325.63	12.53	-1.18	11.49	BUY	47.19	33.55	-30.86	40.68	0.48	0.46	Lifestyle Communities Woodlea Acquisition
LLC	Lendlease Group	9065.42	13.04	-0.99	14.32	BUY	91.76	20.14	-82.17	355.60	2.50	2.34	N/A
MGR	Mirvac Group	10513.28	2.63	-1.50	2.58	BUY	16.71	19.03	-5.39	-12.18	3.71	3.76	N/A
NSR	National Storage	2004.85	1.95	-1.02	1.83	HOLD	23.61	24.43	-16.06	-3.35	4.11	4.07	N/A
RFF	Rural Funds Group	881.15	2.55	-1.92	2.43	BUY	16.64	17.26	10.98	-3.59	4.22	4.42	N/A
SCG	Scentre Grp	14065.93	2.66	-1.85	2.57	HOLD	17.81	13.89	-40.32	28.28	3.43	5.89	N/A
SCP	SCA Property Group	2745.30	2.52	-1.18	2.48	HOLD	16.70	17.73	-6.21	-5.82	5.25	4.87	N/A
SGP	Stockland	10121.23	4.17	-1.65	4.11	HOLD	12.94	13.38	-9.98	-3.25	5.84	5.82	N/A
URW	Unibailrodawestfield	1123.93	4.88	-3.17	3.62	HOLD	7.58	6.88	-36.83	10.16	5.44	7.73	URW SE - call options by a SB member
VCK	Vicinity Centres	7192.60	1.59	0.63	1.39	HOLD	10.90	15.53	-18.15	-29.83	5.08	4.93	N/A
WPR	Waypoint REIT	2205.91	2.78	-1.07	2.92	BUY	18.48	17.42	0.94	6.12	5.40	5.74	Becoming a substantial holder for WPR

➤ **IT stocks:**

Code	Company Name	Market Cap (\$m)	Price (\$)	Daily Price Change (%)	Consensus Target Price (\$)	Consensus Rating	2020 PE	2021 PE	2020 EPS GROWTH	2021 EPS GROWTH	2020 Div Yield	2021 Div Yield	Newsflash
AD8	Audinate Group Ltd	591.73	7.70	-0.77	7.50	BUY	-793.00	-189.66	-331.19	-318.13	0.00	0.00	N/A
ALU	Altium Limited	4541.89	34.56	-0.35	36.50	HOLD	74.85	65.21	-23.62	14.78	1.26	1.43	N/A
APT	Afterpay Limited	31714.98	112.15	0.77	107.00	BUY	-1293.69	977.00	-120.64	232.41	0.00	0.00	Appendix 2A
APX	Appen Limited	3040.29	24.49	-1.45	29.27	BUY	47.36	35.32	-0.91	34.09	0.41	0.55	N/A
BVS	Bravura Solution Ltd	840.36	3.30	-2.94	3.80	HOLD	20.33	21.43	9.68	-5.13	3.34	3.20	N/A
CDA	Codan Limited	2072.21	11.26	-1.92	12.03	STRONG BUY	32.19	24.87	41.79	29.46	1.60	2.13	N/A
CPU	Computershare Ltd	8048.29	14.75	-0.87	14.62	HOLD	19.24	22.08	-24.88	-12.86	2.71	2.65	N/A
DDR	Dicker Data Limited	1721.34	10.00	0.00	-	-	N/A	N/A	N/A	N/A	N/A	N/A	N/A
DTL	Data#3 Limited	877.66	5.65	-0.88	6.05	BUY	37.05	32.47	27.08	14.10	2.47	2.74	N/A
ELO	Elmo Software	568.34	6.50	2.04	8.00	BUY	-29.90	-24.46	-93.67	-22.24	0.00	0.00	N/A
EML	EML Payments Ltd	1595.56	4.20	-4.76	4.28	BUY	48.41	42.33	86.84	14.37	0.00	0.00	N/A
HSN	Hansen Technologies	749.49	3.80	0.80	4.43	BUY	19.10	14.22	17.06	34.30	1.62	2.47	N/A
IFM	Infomedia Ltd	712.91	1.91	0.53	2.00	BUY	35.26	34.62	6.74	1.85	2.16	2.12	N/A
IRE	IRESS Limited	2091.79	10.64	-1.66	11.20	HOLD	27.42	25.80	-8.74	6.30	4.03	4.22	N/A
IRI	Integrated Research	525.13	3.12	2.30	3.75	HOLD	22.29	22.45	11.11	-0.71	2.56	2.34	N/A
LNK	Link Admin Hldg	2985.04	5.59	0.18	5.63	HOLD	21.89	25.16	-31.34	-12.97	2.11	1.91	N/A
MP1	Megaport Limited	2318.43	14.70	-1.93	16.55	BUY	-61.25	-69.93	2.17	12.41	0.00	0.00	N/A
NEA	Nearmap Ltd	1151.39	2.24	-4.27	3.10	BUY	-27.65	-36.35	-636.36	23.91	0.00	0.00	N/A
NXT	Nextdc Limited	5565.36	12.31	0.82	14.25	BUY	-329.23	-1702.63	-169.38	80.66	0.00	0.00	N/A
TNE	Technology One	2643.83	8.36	1.58	9.37	HOLD	42.03	39.67	13.98	5.96	1.53	1.80	N/A
TYR	Tyro Payments	1575.85	3.11	0.00	3.97	HOLD	-65.24	-88.86	N/A	26.58	0.00	0.00	COVID-19 Trading Update 40 - Week Ended 18 December 2020
WTC	WiseTech Global Ltd	10667.77	30.77	-6.62	27.85	HOLD	140.99	113.63	21.32	24.07	0.11	0.14	N/A
XRO	Xero Ltd	22088.09	146.86	-2.48	115.42	HOLD	1299.42	363.82	423.74	257.16	0.00	0.00	N/A

➤ **Communication stocks:**

Code	Company Name	Market Cap (\$m)	Price (\$)	Daily Price Change (%)	Consensus Target Price (\$)	Consensus Rating	2020 PE	2021 PE	2020 EPS GROWTH	2021 EPS GROWTH	2020 Div Yield	2021 Div Yield	Newsflash
CAR	Carsales.Com Ltd.	4927.71	20.05	0.25	19.50	HOLD	40.92	35.28	-9.23	16.00	2.07	2.40	N/A
CNU	Chorus Limited	3263.28	7.28	-0.27	-	-	64.92	68.69	-6.84	-5.49	3.10	3.23	N/A
DHG	Domain Holdings Aus	2675.93	4.70	2.62	4.25	HOLD	153.39	83.48	-57.11	83.75	0.64	0.69	Change in substantial holding
EVT	Event Hospitality	1442.70	8.85	-1.12	9.20	HOLD	52.52	-122.92	-75.79	-142.73	2.37	1.71	N/A
NEC	Nine Entertainment	4007.67	2.33	-0.85	2.90	BUY	26.61	18.99	-36.02	40.10	3.00	3.58	N/A
NWS	News Corp.	1017.37	22.77	-0.31	26.33	BUY	91.85	53.41	-59.05	71.96	1.12	1.23	N/A
OML	Ooh!Media Limited	1009.00	1.71	0.29	1.75	BUY	-85.50	31.78	-112.49	369.00	0.00	0.58	N/A
REA	REA Group	19455.07	145.52	-1.24	126.75	HOLD	72.48	61.39	-15.40	18.06	0.72	0.84	N/A
SEK	Seek Limited	10184.92	28.87	0.07	23.67	HOLD	98.79	172.56	-47.41	-42.75	0.60	0.20	N/A
SLC	Superloop Limited	384.16	1.03	-2.38	1.21	BUY	-10.95	-13.17	-30.69	16.88	0.12	0.09	Change in substantial holding
SPK	Spark New Zealand	8000.08	4.36	0.93	-	HOLD	20.77	20.84	2.42	-0.35	5.39	5.14	N/A
SKL	Sthn Cross Media	626.19	2.33	-1.69	2.15	BUY	10.04	17.89	-67.42	-43.86	5.15	0.00	N/A
TLS	Telstra Corporation.	36036.69	3.03	0.00	3.55	BUY	16.43	21.98	-9.31	-25.25	5.26	5.12	N/A
TPG	TPG Telecom Limited	13666.16	7.18	-2.31	8.71	BUY	48.81	36.06	N/A	35.35	0.85	1.70	N/A
UWL	Uniti Group Ltd	1099.74	1.74	-4.40	1.85	STRONG BUY	35.34	25.97	354.73	36.07	0.00	0.00	Appendix 2A
VOC	Vocus Group Ltd	2460.01	3.94	-0.51	4.32	HOLD	23.18	23.07	4.41	0.44	0.00	0.00	Appendix 3G - Correction

➤ **Utility stocks:**

Code	Company Name	Market Cap (\$m)	Price (\$)	Daily Price Change (%)	Consensus Target Price (\$)	Consensus Rating	2020 PE	2021 PE	2020 EPS GROWTH	2021 EPS GROWTH	2020 Div Yield	2021 Div Yield	Newsflash
AGL	AGL Energy Limited.	8236.51	12.54	-5.14	14.30	SELL	10.01	12.64	-19.06	-20.80	7.62	7.81	Trading Update and Revised FY21 Guidance
APA	APA Group	12117.51	10.18	-0.88	11.23	HOLD	38.50	38.92	2.37	-1.07	4.91	4.93	WSI: Alltype Engineering awarded \$8M in new contracts
AST	AusNet Services Ltd	7013.27	1.82	-1.36	1.98	HOLD	24.68	21.16	5.46	16.64	5.54	5.28	N/A
SKI	Spark Infrastructure	3823.70	2.18	-0.91	2.29	HOLD	47.39	61.12	-23.70	-22.46	6.33	5.60	AERs Preliminary Position on TransGrids CPA for PEC

Disclaimer

This document was prepared by Deep Data Analytics. Deep Data Analytics and its related bodies corporate ("DDA"), its directors and/or employees charge a subscription for this report. Deep Data Analytics as principal, its directors and/or employees and their associates may hold securities in the companies mentioned in this report. Deep Data Analytics may seek to do business with any of the companies outlined in this report and should not be considered independent. This document contains Deep Data Analytics proprietary processed data and publicly available information. The information has not been verified or audited, and you are strongly advised to make your own independent assessment and investigation in respect of any matters contained in the document, including to seek independent professional advice. The document has been provided to you for your general information purposes only. It does not consider your particular investment objectives, financial situation or other specific needs. This report has been provided to you on the condition that it is purely general advice and not to be considered as personal advice at any level.

Deep Data Analytics or their respective directors, officers, employees or shareholders makes any representation or warranty, expressed or implied, and takes no responsibility, in respect of the accuracy, reliability, completeness or thoroughness of any of the information contained in this document. Each of those parties, to the maximum extent permitted by law, expressly disclaims, and as a recipient, you expressly release each of those parties from, all liabilities, including (without limitation) liability for negligence in respect of, any part of the information contained in the document. No such parties are under any obligation to update any information in this document or correct any inaccuracies or omissions that may exist or become apparent. Neither this document nor any additional information which may subsequently be provided to a recipient shall constitute or form part of any offer, solicitation, invitation, advice or recommendation to sell or acquire any securities or assets.

Deep Data Analytics provides this financial advice as an honest and reasonable opinion held at a point in time about an investment's risk profile and merit and the information is provided by the Deep Data Analytics in good faith. The views of the adviser(s) do not necessarily reflect the views of the AFS Licensee. Deep Data Analytics has no obligation to update the opinion unless Deep Data Analytics is currently contracted to provide such an updated opinion. Deep Data Analytics does not warrant the accuracy of any information it sources from others. All statements as to future matters are not guaranteed to be accurate and any statements as to past performance do not represent future performance. Assessment of risk can be subjective. Portfolios of equity investments need to be well diversified and the risk appropriate for the investor. Equity investments in listed or unlisted companies yet to achieve a profit or with an equity value less than \$50 million should collectively be a small component of a balanced portfolio, with smaller individual investment sizes than otherwise. Investors are responsible for their own investment decisions, unless a contract stipulates otherwise. Deep Data Analytics does not stand behind the capital value or performance of any investment. Subject to any terms implied by law and which cannot be excluded, Deep Data Analytics shall not be liable for any errors, omissions, defects or misrepresentations in the information (including by reasons of negligence, negligent misstatement or otherwise) or for any loss or damage (whether direct or indirect) suffered by persons who use or rely on the information. If any law prohibits the exclusion of such liability, Deep Data Analytics limits its liability to the re-supply of the Information, provided that such limitation is permitted by law and is fair and reasonable.

Copyright © Deep Data Analytics. All rights reserved. This material is proprietary to Deep Data Analytics and may not be disclosed to third parties. Any unauthorized use, duplication or disclosure of this document is prohibited. The content has been approved for distribution by Deep Data Analytics (ABN 67 159 532 213 AFS Representative No. 1282992) which is a corporate approved representative of BR Securities (ABN 92 168 734 530 and holder of AFSL No. 456663). Deep Data Analytics is the business name of ABN 67 159 532 213.